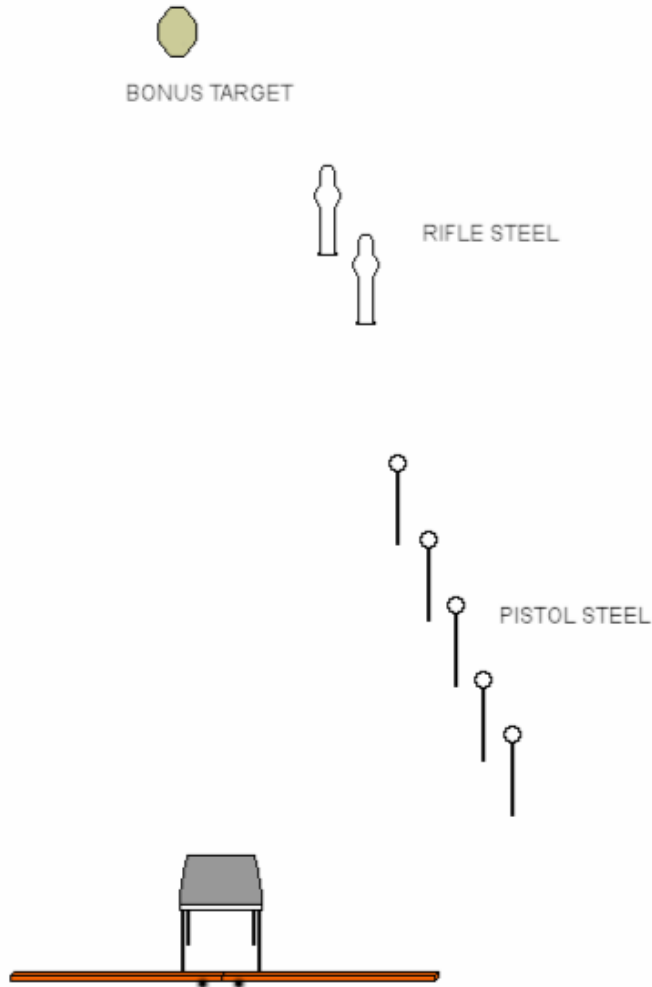


TAKE A CHANCE

PISTOL AND RIFLE



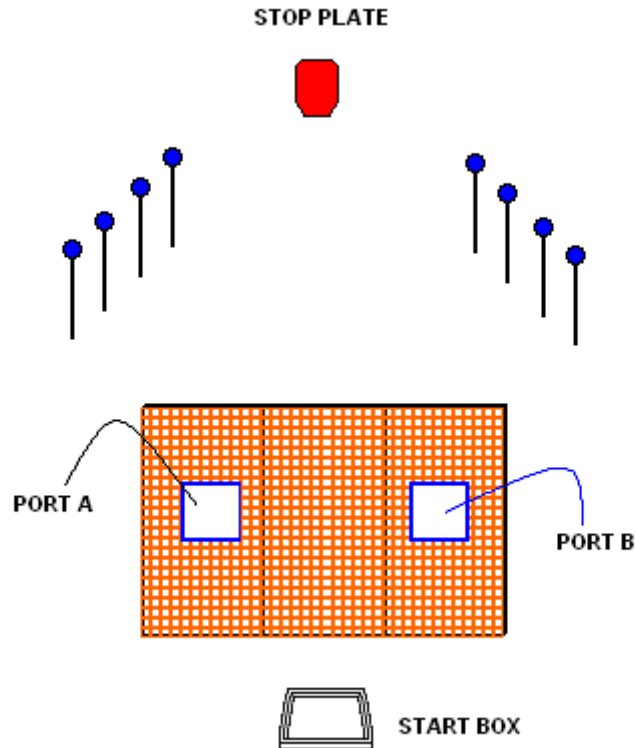
Number of Strings: 4 strings
Shots per string: 5 pistol, 3 rifle
Total rounds: 32 rounds

Start Position: Toes on marks, Elbows Touching body, loaded pistol in hand, load rifle on table (safety on rifle)

Procedure: At Signal, engage 5 pistol targets, make pistol safe, lay on table, pick up rifle and engage 2 rifle targets....and as an option engage the rifle bonus target. All shots fired from behind fault line.

If shooting at the bonus target, it must be shot last

LEFT & RIGHT PISTOL



Number of Strings: 4 strings
Shots per string: 9 pistol
Total rounds: 36 rounds

Start Position: Standing in Start box, Elbows Touching body, holding loaded pistol

Procedure: At Signal, move out of start box and engage the 4 steel from one port, then move to the other port and engage the remaining steel.
Stop plate must be shot last.

LEAN OUT PISTOL



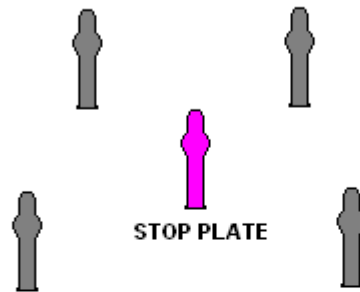
Number of Strings: 5 strings
Shots per string: 5 pistol
Total rounds: 25 rounds

Start Position: Toes on marks, Elbows Touching body, holding loaded pistol

Procedure: At Signal, engage 5 pistol targets from behind fault line.
Stop plate must be shot last.

SPEEDY PISTOL

PISTOL



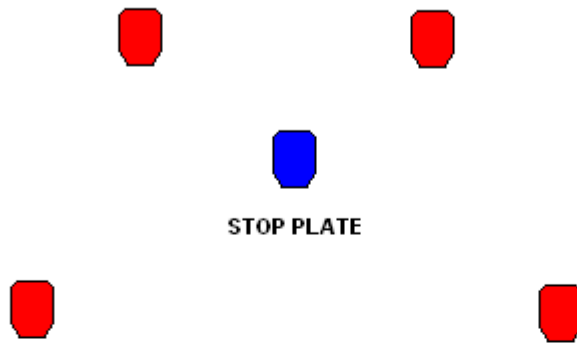
Number of Strings: 5 strings
Shots per string: 5 pistol
Total rounds: 25 rounds

Start Position: Standing in Start Box, loaded pistol aiming at the stop plate.

Procedure: At Signal, engage 5 pistol targets while standing in start box.
Stop plate must be shot last

SPEEDY RIFLE

RIFLE

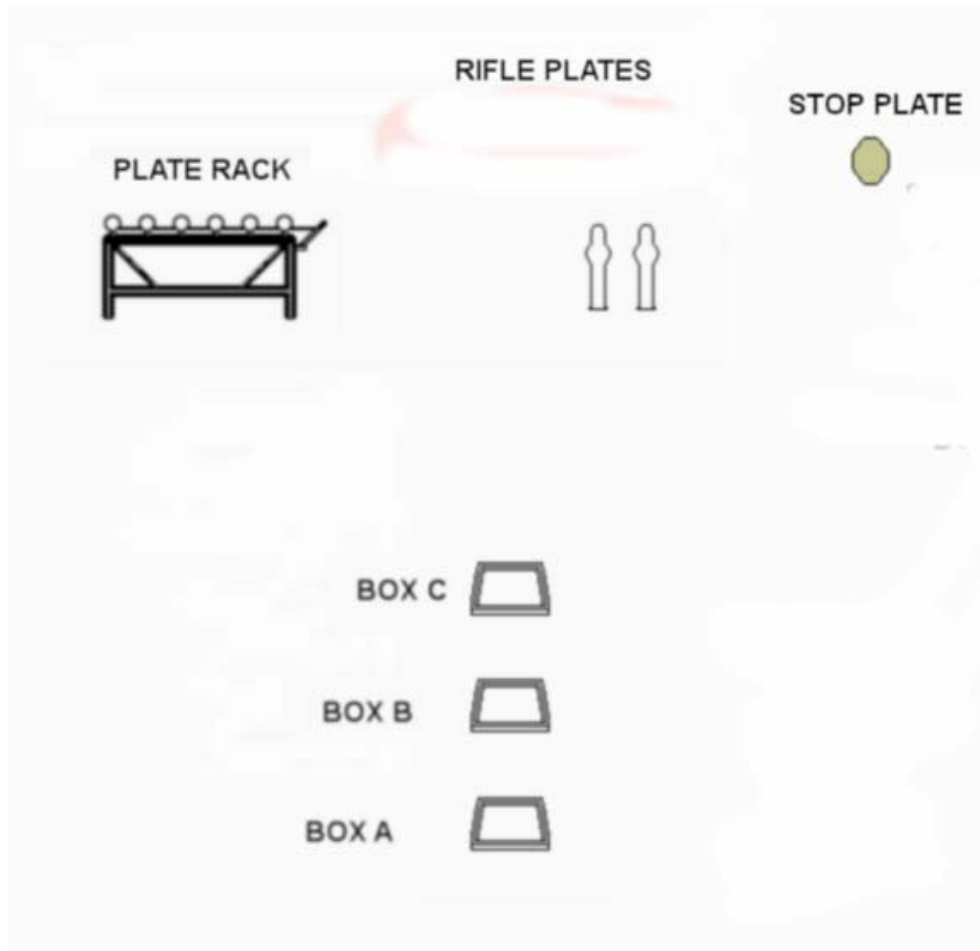


Number of Strings: 5 strings
Shots per string: 5 rifle
Total rounds: 25 rounds

Start Position: Standing in start box, loaded rifle aiming at the stop plate.

Procedure: At Signal, engage 5 Rifle targets from behind fault line.
Stop plate must be engaged last

MAKE 'EM COUNT RIFLE

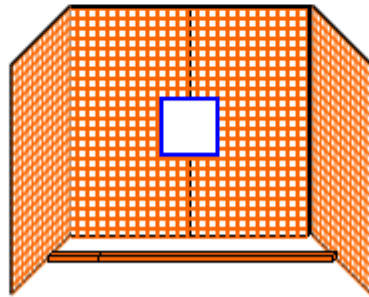



Number of Strings: 4 strings
Shots per string: 9 rifle
Total rounds: 36 rounds

Start Position: Standing in Box A, loaded rifle at low ready, butt stock touching hip bone

Procedure: At Signal, engage the plate rack (6 plates) from Box A, then move to Box B and engage the 2 rifle targets, then move to Box C and engage the stop plate.
Stop plate must be shot last

SHOOT FASTER RIFLE



Number of Strings: 5 strings
Shots per string: 7 rifle
Total rounds: 35 rounds

Start Position: Standing behind fault line, loaded rifle at low ready, butt stock touching hip bone

Procedure: At Signal, engage the plate rack the 7 plates from behind the fault line. All shots must go thru port
Stop plate must be shot last